



- 4000 VAC Isolation
- Low Leakage Current
- Single, Dual and Triple Outputs
- Worldwide Medical Approvals
- Both Line and Neutral Fused
- Low Voltages Available
- Non-standard Connectors Available

Specification

Input

Input Voltage	• 90-264 VAC
Input Frequency	• 47-63 Hz
Input Current	• PCM50: 1.35 A max PCM80: 1.30 A max PCM120: 1.60 A max
Inrush Current	• 30 A at 115 VAC or 60 A at 230 VAC at 25 °C cold start
Power Factor	• PCM50: 0.55 typical PCM80/120: 0.94 min
Earth Leakage Current	• 180 µA max at 132 VAC/60Hz 300 µA max at 264 VAC/50Hz

Output

Output Voltage	• See tables
Minimum Load	• No minimum load required for single output models. See tables for multi output models
Start Up Delay	• 2 s max
Hold Up Time	• 10 ms min at low line
Line Regulation	• ±0.1% max at full load
Load Regulation	• ±5% max
Transient Response	• 5% max. deviation, 500 µs recovery time for a 50% load change
Ripple & Noise	• 2% pk-pk, 20MHz BW
Overvoltage Protection	• 112-132% with auto recovery on V1
Overcurrent Protection	• 110-200% with auto recovery on all outputs
Temperature Coefficient	• ±0.05% /°C

General

Efficiency	• Single output models: 80% typical Multi output models: 75% typical
Isolation	• 4000 VAC Input to Output 1500 VAC Input to Ground 500 VAC Output to Ground
Switching Frequency	• PCM50: 80 kHz typical PCM80/120: 120 kHz typical
MTBF	• 100 kHrs at full load and 25 °C ambient per MIL-HDBK-217F

Environmental

Operating Temperature	• PCM50: 0 °C to +70 °C, derate from 100% load at 50 °C to 50% load at +70 °C PCM80: 0 °C to +70 °C, derate from 100% load at 40 °C to 50% load at +70 °C PCM120: 0 °C to +60 °C, derate from 100% load at 40 °C to 50% load at +60 °C
Storage Temperature	• PCM50/80: -40 °C to +80 °C PCM120: -20 °C to +85 °C

EMC & Safety

Emissions	• EN55022, level B conducted EN55022, level B radiated
Harmonic Currents	• EN61000-3-2, class A
Voltage Flicker	• EN61000-3-3 amendments 1 & 2
ESD Immunity	• IEC61000-4-2, level 3 Perf Criteria B
Radiated Immunity	• IEC61000-4-3 10 V/m, level 3 P Criteria B
EFT/Burst	• IEC61000-4-4, level 3 Perf Criteria B
Surge	• IEC61000-4-5, level 3 Perf Criteria B
Conducted Immunity	• IEC61000-4-6 10 V/m, level 3 Perf Criteria B
Power Frequency Magnetic Fields	• IEC61000-4-8 10 A/m, Perf Criteria B
Dips & Interruptions	• IEC61000-4-11, 30% 500 ms, 60% 100ms, 100 % 5000 ms Perf Criteria A, A, C
Safety Approvals	• UL60601-1, CSA C22.2 No. 601.1 per cUL EN60601-1

Models and Ratings 50 W

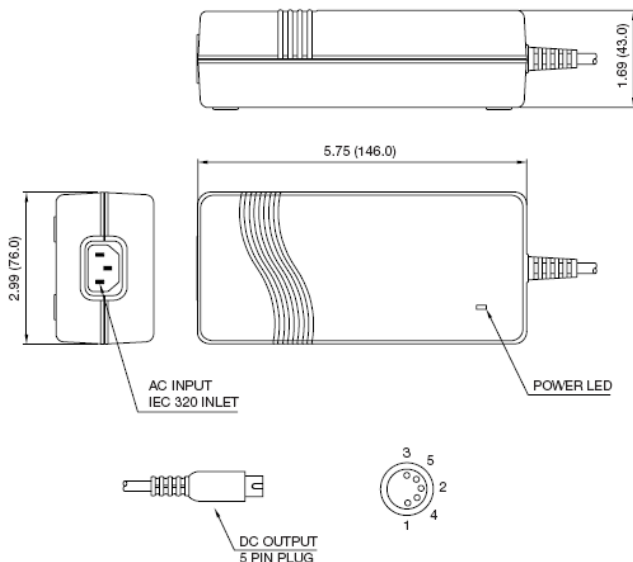
Maximum Output Power	Output Voltage	Output Current	Regulation ¹	Model Number
30 W	2.5 V	12.00 A	7%	PCM50US2V5
40 W	3.3 V	8.00 A	5%	PCM50US3V3
40 W	5.0 V	8.00 A	5%	PCM50US05
42 W	7.0 V	6.00 A	5%	PCM50US07
45 W	9.0 V	5.00 A	4%	PCM50US09
45 W	12.0 V	3.75 A	3%	PCM50US12
45 W	15.0 V	3.00 A	3%	PCM50US15
50 W	18.0 V	2.77 A	3%	PCM50US18
50 W	24.0 V	2.08 A	2%	PCM50US24
50 W	28.0 V	1.78 A	2%	PCM50US28
50 W	36.0 V	1.38 A	2%	PCM50US36
50 W	48.0 V	1.04 A	2%	PCM50US48

Output Power	Output 1				Output 2				Output 3				Model Number
	Vnom	Imin	Imax	Tol ¹	Vnom	Imin	Imax	Tol ¹	Vnom	Imin	Imax	Tol ¹	
26.5 W	+3.3 V	1.0 A	5.0 A	7%	+5.0 V	0.4 A	2.0 A	5%					
42.0 W	+3.3 V	0.5 A	5.0 A	7%	+12.0 V	0.2 A	2.0 A	5%					PCM50UD00
42.0 W	+5.0 V	0.2 A	5.0 A	5%	-5.0 V	0.2 A	2.0 A	5%					PCM50UD02
42.0 W	+5.0 V	0.5 A	5.0 A	5%	+12.0 V	0.2 A	2.0 A	5%					PCM50UD03
42.0 W	+5.0 V	0.5 A	5.0 A	5%	+15.0 V	0.2 A	1.5 A	6%					PCM50UD04
42.0 W	+5.0 V	0.5 A	5.0 A	5%	+24.0 V	0.1 A	1.0 A	5%					PCM50UD05
42.0 W	+5.0 V	0.5 A	5.0 A	5%	-24.0 V	0.1 A	1.0 A	5%					PCM50UD06
42.0 W	+12.0 V	0.5 A	3.0 A	5%	-12.0 V	0.2 A	1.0 A	5%					PCM50UD07
42.0 W	+15.0 V	0.5 A	2.0 A	5%	-15.0 V	0.2 A	1.0 A	5%					PCM50UD08
42.0 W	+5.1 V	0.0 A	5.0 A	5%	+7.2 V	0.2 A	2.6 A	5%					PCM50UD10
42.0 W	+10.5 V	0.2 A	2.0 A	5%	-10.5 V	0.2 A	2.0 A	5%					PCM50UD11
42.0 W	+3.3 V	0.5 A	5.0 A	7%	+12.0 V	0.2 A	2.0 A	5%	-5.0 V	0.0 A	0.8 A	5%	PCM50UT01
42.0 W	+3.3 V	0.5 A	5.0 A	7%	+12.0 V	0.2 A	2.0 A	5%	-12.0 V	0.0 A	0.8 A	5%	PCM50UT02
42.0 W	+5.0 V	0.5 A	5.0 A	5%	+12.0 V	0.2 A	2.0 A	5%	-5.0 V	0.0 A	0.8 A	5%	PCM50UT03
42.0 W	+5.0 V	0.5 A	5.0 A	5%	+12.0 V	0.2 A	2.0 A	5%	-12.0 V	0.0 A	0.8 A	5%	PCM50UT04
42.0 W	+5.0 V	0.5 A	5.0 A	5%	+15.0 V	0.2 A	2.0 A	6%	-15.0 V	0.0 A	0.8 A	5%	PCM50UT05
42.0 W	+5.0 V	0.5 A	5.0 A	5%	+24.0 V	0.1 A	1.0 A	5%	-12.0 V	0.0 A	0.8 A	5%	PCM50UT06
42.0 W	+5.0 V	0.5 A	5.0 A	5%	+24.0 V	0.1 A	1.0 A	5%	-24.0 V	0.0 A	0.5 A	5%	PCM50UT07

Notes

1. Regulation includes initial set tolerance, line regulation and load regulation.

Mechanical Details



PIN CONNECTIONS			
Pin	Single	Dual	Triple
1	Common	Common	Common
2	Common	Common	Common
3	Output	Output 1	Output 1
4	Common	Common	Output 3
5	Output	Output 2	Output 2

Notes:

1. Cable length is 48.0" (1.22m) approx.
2. For mating connector, use standard 5 pin din 180° socket.
3. Optional output connectors available, contact sales office.
4. Multi output models include a ferrite bead on the output connector.

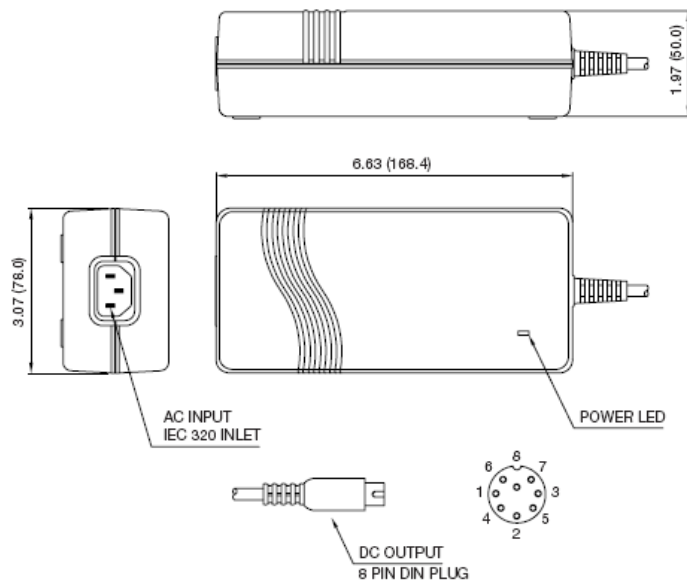
Models and Ratings 80 W

Output Power	Output 1				Output 2				Output 3				Model Number
	Vnom	Imin	I _{max}	Tol ¹	Vnom	Imin	I _{max}	Tol ¹	Vnom	Imin	I _{max}	Tol ¹	
50 W	3.3 V	0.0 A	15.1 A	7%									PCM80PS3V3
65 W	5.0 V	0.0 A	13.0 A	5%									PCM80PS05
70 W	7.0 V	0.0 A	10.0 A	5%									PCM80PS07
75 W	9.0 V	0.0 A	8.3 A	5%									PCM80PS09
75 W	10.0 V	0.0 A	7.5 A	5%									PCM80PS10
80 W	12.0 V	0.0 A	6.7 A	5%									PCM80PS12
80 W	13.5 V	0.0 A	5.9 A	5%									PCM80PS13V5
80 W	15.0 V	0.0 A	5.3 A	5%									PCM80PS15
80 W	16.0 V	0.0 A	5.0 A	5%									PCM80PS16
80 W	17.5 V	0.0 A	4.6 A	5%									PCM80PS17V5
80 W	18.0 V	0.0 A	4.4 A	5%									PCM80PS18
80 W	24.0 V	0.0 A	3.3 A	5%									PCM80PS24
80 W	27.0 V	0.0 A	3.0 A	5%									PCM80PS27
80 W	30.0 V	0.0 A	2.7 A	5%									PCM80PS30
80 W	36.0 V	0.0 A	2.2 A	3%									PCM80PS36
80 W	48.0 V	0.0 A	1.7 A	3%									PCM80PS48
38 W	3.3 V	0.5 A	7.0 A	5%	5.0 V	0.3 A	3.0 A	5%					PCM80PD00
53 W	3.3 V	0.5 A	7.0 A	5%	12.0 V	0.2 A	2.5 A	5%					PCM80PD01
60 W	5.0 V	0.5 A	7.0 A	5%	12.0 V	0.2 A	2.5 A	5%					PCM80PD02
60 W	5.0 V	0.5 A	7.0 A	5%	15.0 V	0.2 A	2.0 A	5%					PCM80PD03
60 W	5.0 V	0.5 A	7.0 A	5%	24.0 V	0.2 A	2.0 A	5%					PCM80PD04
60 W	5.0 V	0.5 A	7.0 A	5%	-24.0 V	0.2 A	2.0 A	5%					PCM80PD05
65 W	12.0 V	0.5 A	5.0 A	5%	-12.0 V	0.1 A	0.8 A	5%					PCM80PD06
65 W	15.0 V	0.5 A	4.0 A	5%	-15.0 V	0.1 A	0.8 A	5%					PCM80PD07
65 W	24.0 V	0.5 A	2.1 A	5%	-24.0 V	0.1 A	0.8 A	5%					PCM80PD08
51 W	3.3 V	0.5 A	7.0 A	5%	12.0 V	0.2 A	2.0 A	5%	-5.0 V	0.1 A	0.8 A	5%	PCM80PT01
60 W	5.0 V	0.5 A	6.0 A	5%	12.0 V	0.2 A	2.5 A	5%	-5.0 V	0.1 A	0.5 A	5%	PCM80PT03
60 W	5.0 V	0.5 A	6.0 A	5%	12.0 V	0.2 A	2.1 A	5%	-12.0 V	0.1 A	0.5 A	5%	PCM80PT04
65 W	5.0 V	0.5 A	6.0 A	5%	15.0 V	0.2 A	2.1 A	5%	-15.0 V	0.1 A	0.5 A	5%	PCM80PT05
60 W	5.0 V	0.5 A	6.0 A	5%	24.0 V	0.1 A	1.2 A	5%	-12.0 V	0.1 A	0.5 A	5%	PCM80PT06
65 W	5.0 V	0.5 A	7.0 A	5%	24.0 V	0.2 A	2.0 A	5%	-24.0 V	0.1 A	0.5 A	5%	PCM80PT07

Notes

1. Regulation includes initial set tolerance, line regulation and load regulation.

Mechanical Details



Pin	PIN CONNECTIONS		
	Single	Dual	Triple
1	Common	Common	Common
2	Common	Output 2	Output 3
3	Output 1	Output 1	Output 1
4	Common	Output 2	Output 2
5	Output 1	Output 1	Output 2
6	Common	Common	Common
7	Output 1	Output 1	Output 1
8	Output 1	Common	Output 3
Shell	Ground	Ground	Ground

Notes:

1. Cable length is 48.0" (1.22m) approx.
2. Optional output connectors available, contact sales office.
3. Multi output models include a ferrite bead on the output connector.

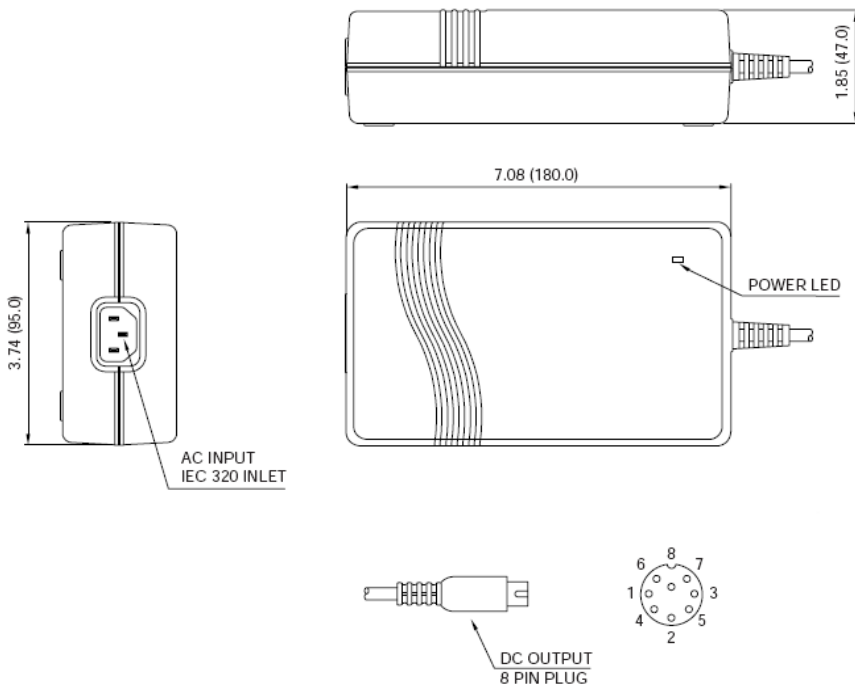
Models and Ratings 120 W

Maximum Output Power	Output Voltage	Output Current	Peak Current ¹	Model Number
108 W	12.0 V	9.0 A	15.0 A	PCM120PS12
113 W	15.0 V	7.5 A	10.0 A	PCM120PS15
120 W	18.0 V	6.5 A	9.0 A	PCM120PS18
120 W	24.0 V	5.0 A	7.0 A	PCM120PS24
120 W	48.0 V	2.5 A	4.0 A	PCM120PS48

Notes

1. Peak current 15 seconds maximum duration with a 10% duty cycle..

Mechanical Details



PIN CONNECTIONS	
Pin	All Models
1	Return
2	Return
3	Output +V
4	Return
5	Output +V
6	Return
7	Output +V
8	Output +V

Notes:

1. Cable length is 72.0" (1.83m) approx.
2. Optional output connectors available, contact sales office.