

# Recom RAA-Series

## 5W DC/DC Converter, Unregulated (Single & Dual Output)

CoolPower  
Solutions

### Selection Guide

Part Number	Input Voltage (VDC)	Output Voltage (VDC)	Output Current (mA)	Input full Load (mA)	Current No Load	Efficiency (%)
30 x 30 mm	(VDC)	(VDC)	(mA)	(mA)		(%)
RAA-0505S	5	5	1000	1250	80	80
RAA-0512S	5	12	417	1150	80	87
RAA-0515S	5	15	333	1150	80	87
RAA-0505D	5	±5	±500	1250	80	80
RAA-0512D	5	±12	±208	1150	80	87
RAA-0515D	5	±15	±167	1150	80	87
RAA-1205S	12	5	1000	496	40	84
RAA-1212S	12	12	417	479	40	87
RAA-1215S	12	15	333	479	40	87
RAA-1205D	12	±5	±500	496	40	84
RAA-1212D	12	±12	±208	479	40	87
RAA-1215D	12	±15	±167	479	40	87
RAA-2405S	24	5	1000	261	20	83
RAA-2412S	24	12	417	245	20	85
RAA-2415S	24	15	333	239	20	87
RAA-2405D	24	±5	±500	261	20	83
RAA-2412D	24	±12	±208	245	20	85
RAA-2415D	24	±15	±167	239	20	87

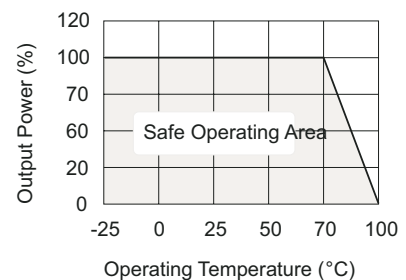
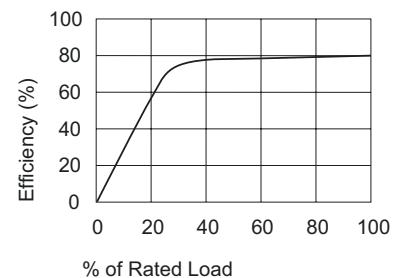


### Features

- 1kVDC Isolation
- Efficiency to 87%
- Internal Filtering
- Dual In-Line Package
- No External Components Required
- 100% Burned In
- Low Noise
- UL94V-0 Package Material

### Specifications (core operating area) and Operating Temperature / Derating-Graph

Voltage Setpoint Accuracy	±3% max.
Temperature Coefficient	±0.03%/°C
Ripple and Noise (20MHz BW)	100mVp-p max.
Line Regulation (for 1% change in input voltage)	±1.2% max.
Load Regulation (for output load current change from 20% to 100%)	±3% max.
Short Circuit Protection	Short Term
Input Voltage Range	±10% min.
Input Filter	Pi Network
Efficiency	80% - 87%
Isolation Voltage (tested for 60 seconds)	1.000VDC min.
Isolation Resistance	10 <sup>9</sup> min.
Switching Frequency	60kHz min.
Isolation Capacitance	80pf max.
Operating Temperature	-25°C to +70°C (see Graph)
Storage Temperature	-55°C to +100°C
Cooling	Free-Air Convection
Case Material	Non-Conductive Plastic



Cool Power Solutions Oy

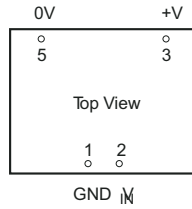
Keskustie 6  
01900 Nurmijärvi

Puh: 09-2906 1990  
Fax: 09-2906 1991

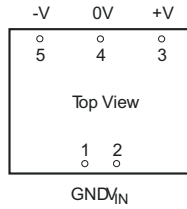
info@coolpowersolutions.fi  
www.coolpowersolutions.fi

## Package Style and Pinning (mm)

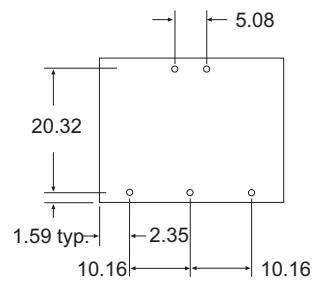
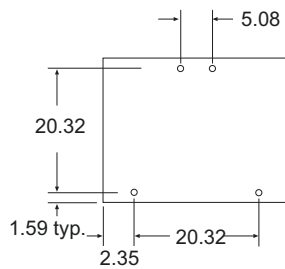
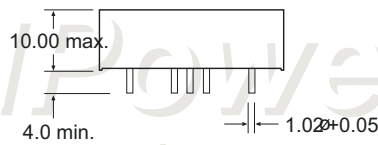
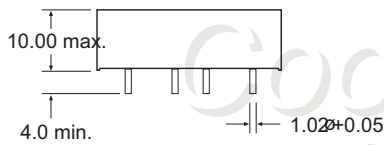
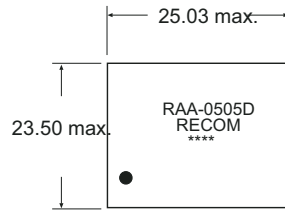
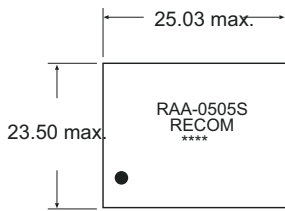
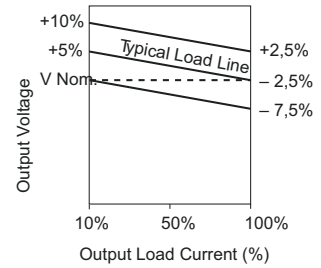
Single Output Type



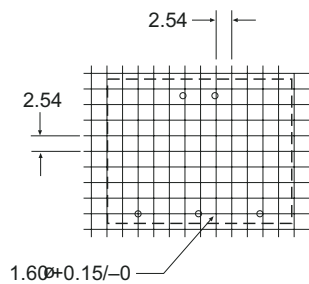
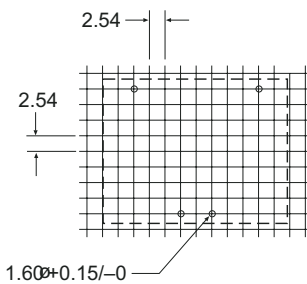
Dual Output Type



Tolerance Envelope



Recommended Footprint Details



3rd angle projection

XX.X ± 0.5 mm  
XX.XX ± 0.25 mm