

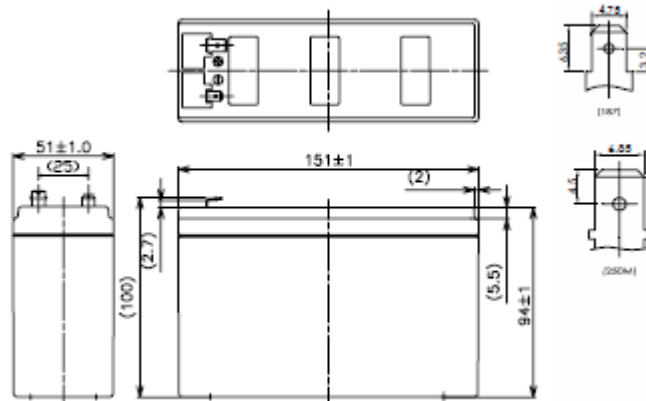
# Panasonic UP-RWA1232P2

12V 32W/cell Lead Acid Battery

CoolPower  
Solutions



Terminal type (option)



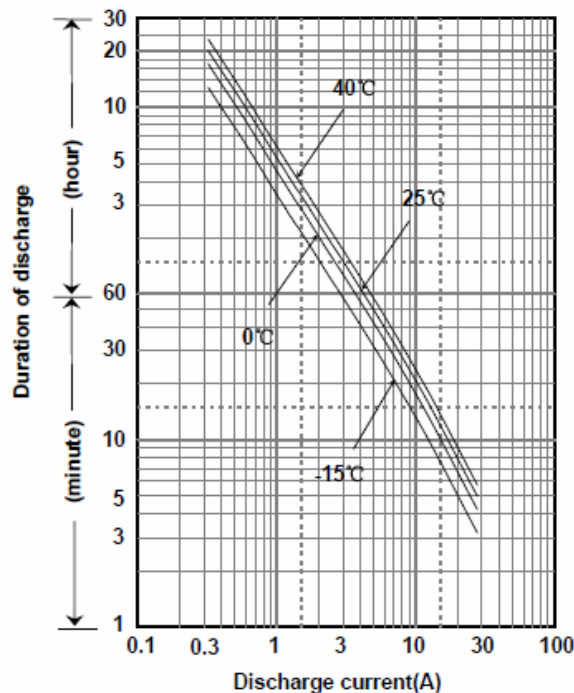
## ■ Specification

Nominal Voltage	12V	
Nominal Capacity	32W/cell@10MR	
Dimensions	Length	151 mm
	Width	51 mm
	Height	94 mm
	Total height	100 mm
Approx. Mass	2.00 kg	
Terminal	Faston 187 & 250M	

## ■ Characteristics

Capacity (25 °C)	30 minute rate	97W
	15 minute rate	165W
	10 minute rate	210W
	5 minute rate	339W
Internal Resistance	Fully charged battery (25 °C)	25 mΩ
	Temperature Dependency of Capacity (20 hour rate)	
	40 °C	102%
	25 °C	100%
	0 °C	85%
	-15 °C	65%
Self Discharge (25 °C)	After 3 months	91%
	After 6 months	82%
	After 12 months	64%

## ■ Duration of discharge vs. discharge current



## ■ Watt Table(25°C)

Cut-off V	3min	5min	10min	15min	20min	30min	45min	1h	1.5h	2h	3h	4h	5h	6h	10h	20h	24h
9.6V	444	339	210	165	130	97.0	71.1	56.9	41.8	31.5	22.5	16.6	13.8	11.7	7.39	3.86	3.17
9.9V	418	290	179	157	127	95.0	70.7	55.5	40.9	31.3	22.4	16.5	13.7	11.4	7.36	3.85	3.16
10.2V	391	276	174	149	124	93.0	67.7	53.9	38.8	29.6	21.5	15.9	13.2	11.2	7.04	3.72	3.05
10.5V	355	251	166	143	118	89.5	65.9	52.8	37.3	28.6	20.3	15.8	13.1	11.1	7.01	3.71	3.04
10.8V	318	226	157	137	113	86.0	61.7	48.8	34.8	25.5	19.5	14.6	12.0	10.3	6.53	3.47	2.84

## ■ Ampere Table(25°C)

Cut-off V	3min	5min	10min	15min	20min	30min	45min	1h	1.5h	2h	3h	4h	5h	6h	10h	20h	24h
9.6V	36.9	27.8	17.1	13.7	11.0	8.29	6.06	4.83	3.31	2.56	1.89	1.45	1.19	0.958	0.634	0.344	0.287
9.9V	34.7	26.5	16.7	13.0	10.7	8.12	6.02	4.71	3.25	2.54	1.88	1.44	1.18	0.954	0.631	0.343	0.286
10.2V	32.5	25.2	16.3	12.3	10.3	7.95	5.77	4.58	3.08	2.40	1.80	1.38	1.14	0.916	0.604	0.331	0.276
10.5V	29.5	22.9	15.5	11.8	9.90	7.65	5.61	4.48	2.96	2.32	1.76	1.33	1.07	0.906	0.602	0.320	0.275
10.8V	26.4	20.6	14.6	11.3	9.48	7.35	5.26	4.14	2.76	2.07	1.64	1.28	1.03	0.838	0.560	0.309	0.257

# Panasonic UP-RWA1232P2

12V 32W/cell Lead Acid Battery

CoolPower  
Solutions

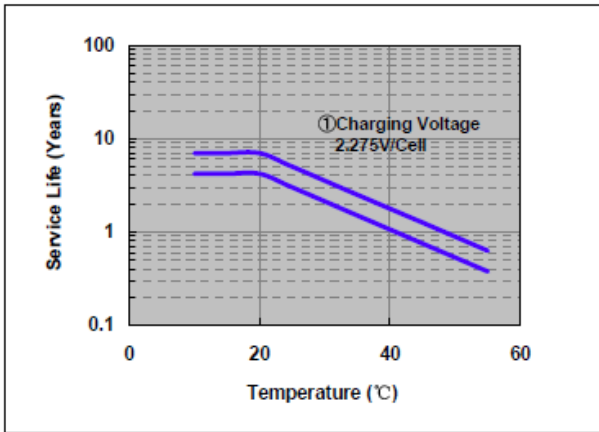
## Charging Method (25°C)

Trickle use	Control voltage: 13.6-13.8V; Initial current 0.9A or smaller
-------------	--

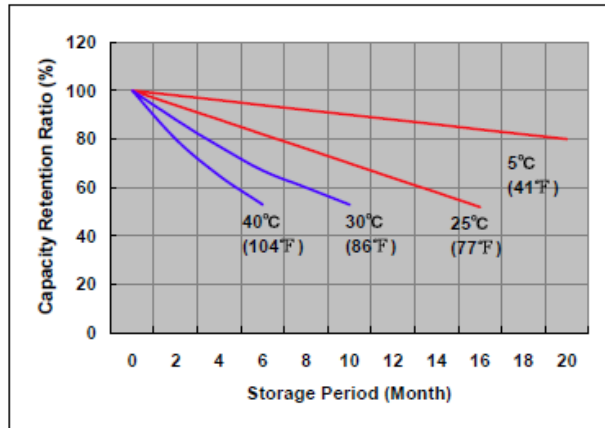
## Cut off voltage

Discharge current	0.3A-1.2A	1.2A-3.0A	3.0A-6.0A	6.0A-12.0A	12.0A-18.0A
Cut off voltage (V)	10.5	10.2	9.9	9.3	8.7

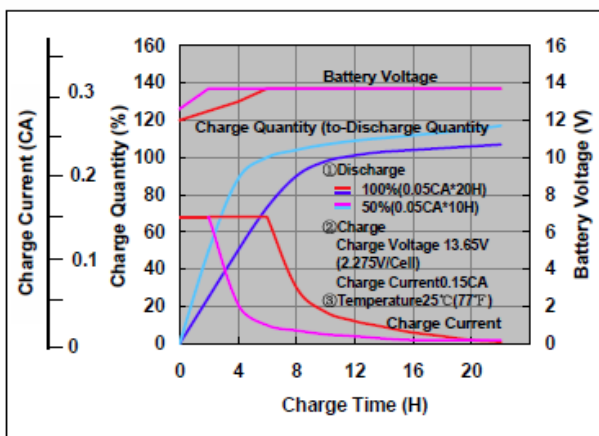
## Influence of Temperature on Trickle life



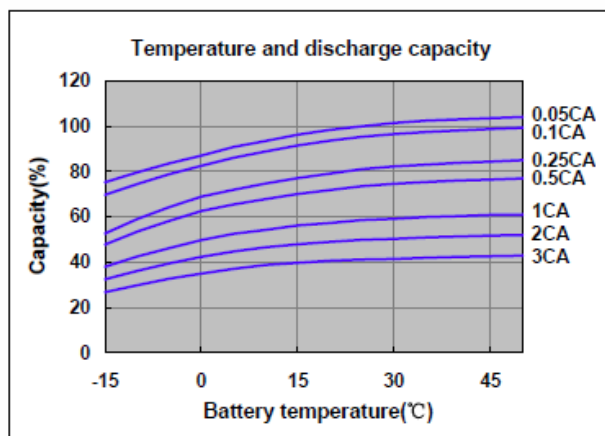
## Residual capacity test result



## Constant-voltage and constant-current charge characteristics



## Discharge capacity by temperature and by discharge current



## Discharge characteristics (25°C)

