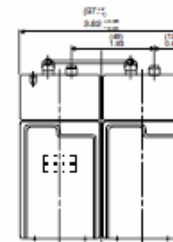
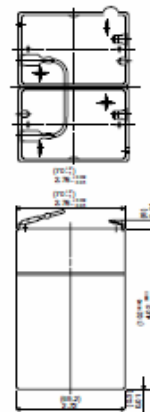


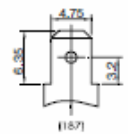
Panasonic LC-R124R5P

12V 4.5Ah Lead Acid Battery

CoolPower
Solutions



Terminal type

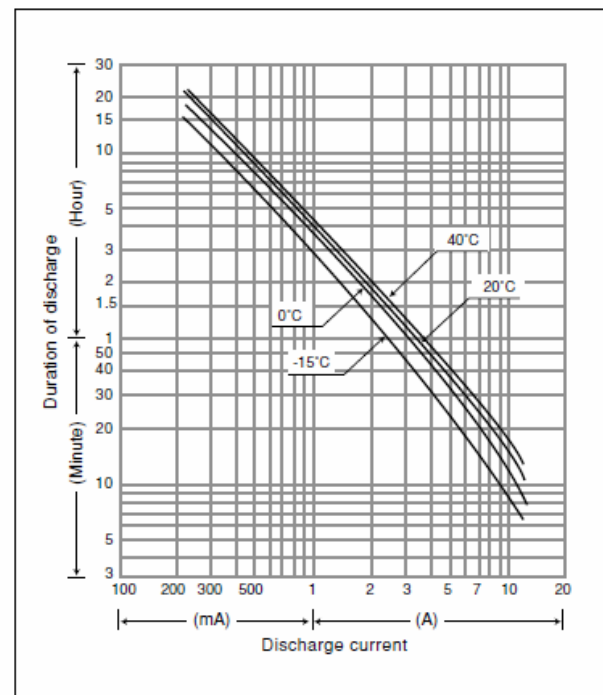


Battery case resin: standard (UL94HB)

Specifications

Nominal voltage	12 V	
Nominal capacity (20 hour rate)	4.5 Ah	
Dimensions	Length	70 mm
	Width	97 mm
	Height	102 mm
	Total Height	108 mm
Approx. mass	1.45 kg	
Terminal	Faston 187	

Duration of discharge vs Discharge current



Characteristics

Capacity (25 °C)	20 hour rate 10 hour rate 5 hour rate 1 hour rate	4.5 Ah 3.9 Ah 3.5 Ah 2.8 Ah
Internal resistance	Fully charged battery (25 °C)	40 mΩ
Temperature dependency of capacity (20 hour rate)	40 °C	102 %
	25 °C	100 %
	0 °C	85 %
	-15 °C	65 %
Self discharge (25 °C)	After 3 months	91 %
	After 6 months	83 %
	After 12 months	66 %

Watt Table

Cut-off V	3 min	5 min	10 min	15 min	20 min	30 min	45 min	1 h	1.5 h	2 h	3 h	4 h	5 h	6 h	10 h	20 h	24 h
9.6 V	270	214	139.4	106.4	89.2	66.6	47	37.6	25.8	19.98	14.88	11.42	9.44	7.58	5.02	2.72	2.272
9.9 V	250	200	136.6	105.6	87.8	65.8	46.6	37.6	25.4	19.84	14.8	11.36	9.36	7.56	5	2.72	2.266
10.2 V	232	188	133	103.6	86.2	65	46.2	36.8	24.8	19.32	14.66	11.28	9.28	7.5	4.96	2.7	2.258
10.5 V	206	168	123.2	96.4	82	63.6	45.4	36	24.2	18.64	14.42	11.2	9.2	7.4	4.92	2.7	2.25
10.8 V	174	148	110	89.8	79.8	61.4	44.8	35.4	23.6	17.76	14.14	11.06	8.98	7.28	4.88	2.68	2.236

Ampere Table

Cut-off V	3 min	5 min	10 min	15 min	20 min	30 min	45 min	1 h	1.5 h	2 h	3 h	4 h	5 h	6 h	10 h	20 h	24 h
9.6 V	48.6	38.26	24.88	18.5	15.38	11.38	8	6.38	4.38	3.38	2.5	1.912	1.576	1.266	0.838	0.454	0.378
9.9 V	45.2	35.88	24.38	18.38	15.12	11.26	7.96	6.38	4.28	3.36	2.48	1.9	1.562	1.26	0.834	0.452	0.378
10.2 V	41.6	33.62	23.76	18	14.88	11.12	7.88	6.26	4.2	3.26	2.46	1.888	1.55	1.25	0.826	0.452	0.376
10.5 V	37	30.12	22	16.76	14.12	10.88	7.76	6.12	4.12	3.16	2.42	1.876	1.538	1.236	0.822	0.45	0.376
10.8 V	31.2	26.62	19.62	15.62	13.76	10.5	7.62	6	4	3	2.38	1.85	1.5	1.216	0.812	0.448	0.372

Panasonic LC-R124R5P

12V 4.5Ah Lead Acid Battery

CoolPower
Solutions

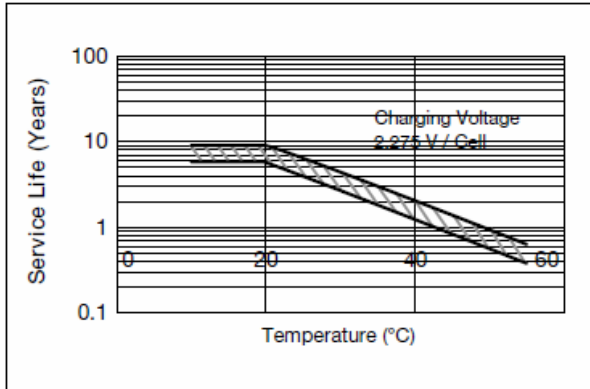
Charging Method

Trickle use	Control voltage: 13.6 - 13.8 V; Initial current: 0,675 A or smaller
-------------	---

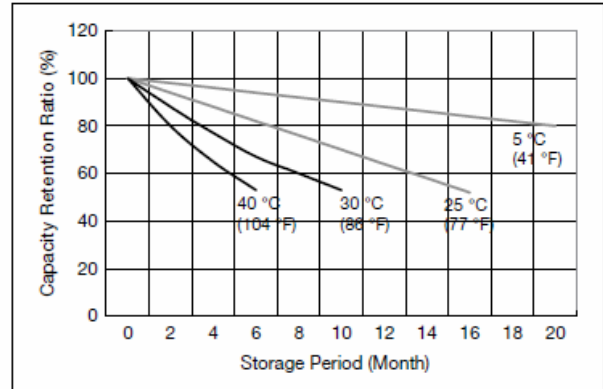
Cut off voltage

Discharge current	0.225 A - 0.9 A	0.9 A - 2.25 A	2.25 A - 4.5 A	4.5 A - 9 A	9 A - 13.5 A
Cut off voltage (V)	10.5	10.2	9.9	9.3	8.7

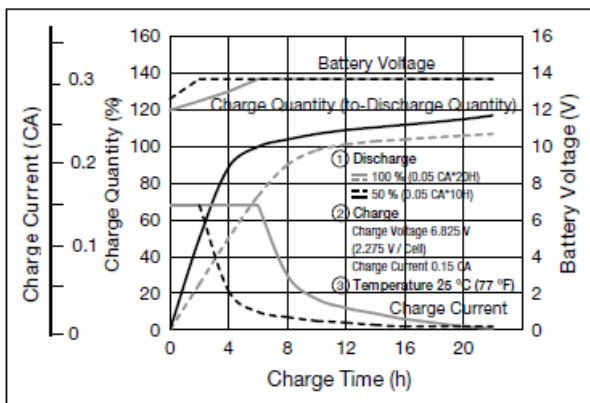
Influence of Temperature on Trickle life



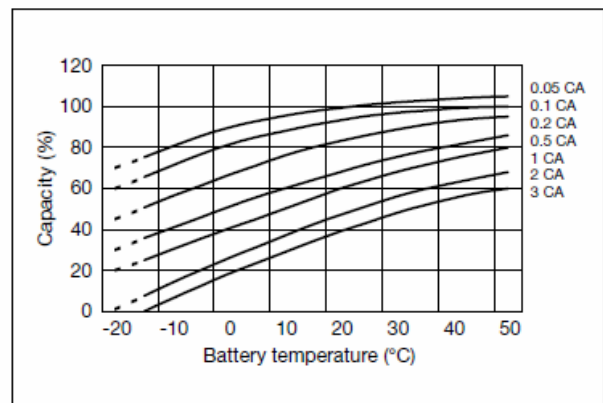
Residual capacity vs storage period



Constant-voltage and constant-current charge characteristics for Trickle use



Discharge capacity by temperature and by discharge current



Discharge characteristics

