

APC Series

5 W AC/DC Power Module

CoolPower
Solutions

- Switching Power Module for PCB Mountable
- Fully Encapsulated Plastic Case
- Universal Input Range 90-264VAC, 47-440 Hz
- Regulated Output
- Low Ripple and Noise
- High Efficiency
- CE, UL, TÜV Approval
- 2-Years Product Warranty



Electrical specifications

Model No. (Single Output)		APC-3.3S	APC-5S	APC-12S	APC-15S	APC-24S
Max Output Wattage (W)		5W	5W	5W	5W	5W
Input	Voltage	90-264 VAC or 120-370 VDC				
	Frequency (Hz)	47-440 Hz				
	Current (Full load)	110 mA max. (115 VAC) / 70 mA max. (230 VAC)				
	Inrush Current (<2ms)	10 A max. (115 VAC) / 20 A max. (230 VAC)				
	Leakage Current	0.75 mA max.				
	External Fuse (recommend)	1.5 A slow blow type				
Output	Voltage (V.DC.)	3.3V	5V	12V	15V	24V
	Voltage Accuracy	±2%				
	Current (mA) max	1500	1000	416	333	200
	Line Regulation (LL-HL) (typ.)	±0.3%				
	Load Regulation (5-100%) (typ.)	±0.5%				
	Minimum Load	4%	1%	1%	0%	0%
	Maximum Capacitive Load	470-23,000µF depending on model				
	Ripple	<0.2% Vout +40mV max (Vp-p)				
	Noise	<0.5% Vout +50mV max (Vp-p)				
	Efficiency	62%	65%	70%	70%	71%
	Hold-up Time	15 ms min.				
Protection	Over Power Protection	Hiccup technique, auto-recovery				
	Over Voltage Protection	Zener diode clamp				
	Short Circuit Protection	Hiccup mode, indefinite (automatic recovery)				
Isolation	Input-Output (V.AC)	3000V				
	Input-FG (V.AC)	1500V				
	Output-FG (V.AC)	500V				
Environment	Operating Temperature	-25°C...+70°C (with derating)				
	Storage Temperature	-40°C...+85°C				
	Temperature Coefficient	±0.02%/°C				
	Humidity	95% RH				
	MTBF	>300,000 h @ 25°C (MIL-HDBK-217F)				
Physical	Dimension (L x W x H)	2.17 x 1.77 x 0.81 Inches (55.0 x 45.0 x 20.5 mm) Tolerance ±0.5 mm				
	Case Material	Plastic resin with Fiberglass (flammability to UL 94V-0)				
	Weight	80 g				
	Cooling Method	Free air convection				
Safety	Agency Approvals	UL/cUL, CE, TUV				
EMC	EMI (Conducted & Radiated Emiss.)	EN 55022 class B				
	EMS (Noise Immunity)	EN 50082-1				

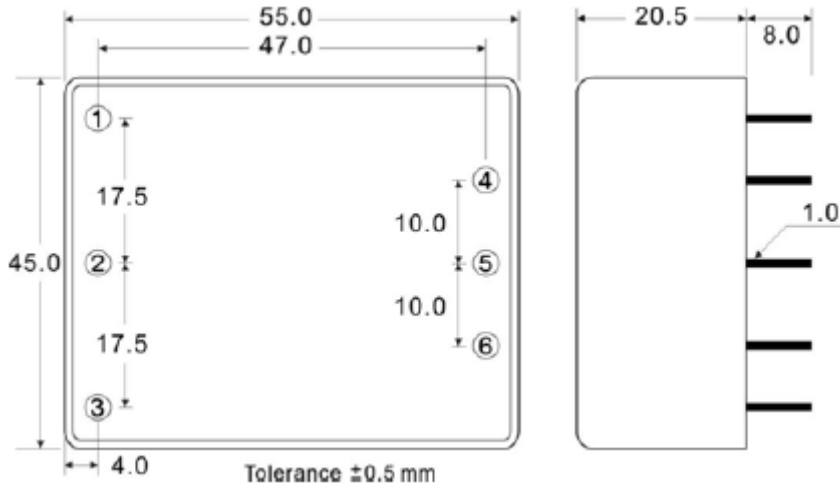
All specifications valid at nominal input voltage, full load and +25°C after warm-up time unless otherwise stated.

Electrical specifications

Model No. (Dual Output)		APC-5D	APC-12D	APC-15D
Max Output Wattage (W)		5W	5W	5W
Input	Voltage	90-264 VAC or 120-370 VDC		
	Frequency (Hz)	47-440 Hz		
	Current (Full load)	110 mA max. (115 VAC) / 70 mA max. (230 VAC)		
	Inrush Current (<2ms)	10 A max. (115 VAC) / 20 A max. (230 VAC)		
	Leakage Current	0.75 mA max.		
	External Fuse (recommend)	1.5 A slow blow type		
Output	Voltage (V.DC.)	±5V	±12V	±15V
	Voltage Accuracy	±2%		
	Current (mA) max	±500	±200	±160
	Line Regulation (LL-HL) (typ.)	±0.3%		
	Load Regulation (5-100%) (typ.)	±0.5%		
	Minimum Load	0%	0%	3%
	Maximum Capacitive Load	470-23,000µF depending on model		
	Ripple	<0.2% Vout +40mV max (Vp-p)		
	Noise	<0.5% Vout +50mV max (Vp-p)		
	Efficiency	70%	67%	67%
	Hold-up Time	15 ms min.		
	Switching Frequency	100 kHz		
Protection	Over Power Protection	Hiccup technique, auto-recovery		
	Over Voltage Protection	Zener diode clamp		
	Short Circuit Protection	Hiccup mode, indefinite (automatic recovery)		
Isolation	Input-Output (V.AC)	3000V		
	Input-FG (V.AC)	1500V		
	Output-FG (V.AC)	500V		
Environment	Operating Temperature	-25°C...+70°C (with derating)		
	Storage Temperature	-40°C...+85°C		
	Temperature Coefficient	±0.02%/°C		
	Humidity	95% RH		
	MTBF	>300,000 h @ 25°C (MIL-HDBK-217F)		
Physical	Dimension (L x W x H)	2.17 x 1.77 x 0.81 Inches (55.0 x 45.0 x 20.5 mm) Tolerance ±0.5 mm		
	Case Material	Plastic resin with Fiberglass (flammability to UL 94V-0)		
	Weight	80 g		
	Cooling Method	Free air convection		
Safety	Agency Approvals	UL/cUL, CE, TUV		
EMC	EMI (Conducted & Radiated Emission)	EN 55022 class B		
	EMS (Noise Immunity)	EN 50082-1		

All specifications valid at nominal input voltage, full load and +25°C after warm-up time unless otherwise stated.

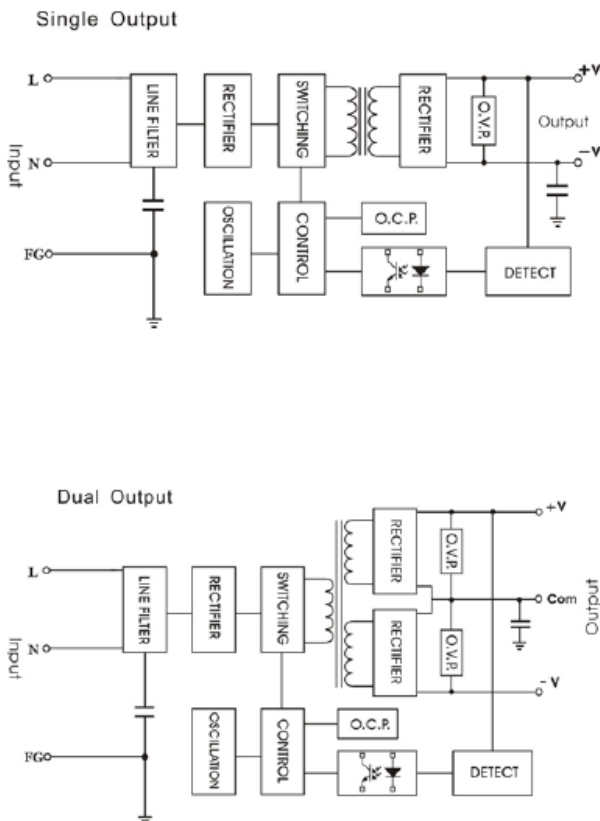
Mechanical Specifications (top view)



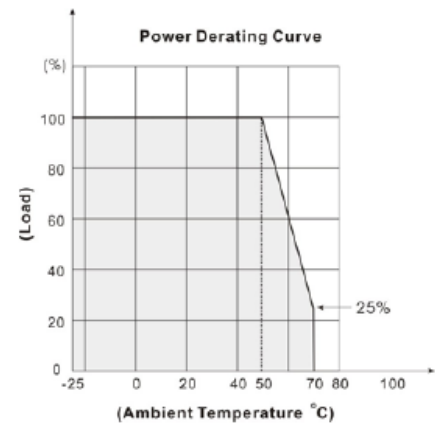
Pin no:	Single	Dual
1	FG	FG
2	AC IN (N)	AC IN (N)
3	AC IN (L)	AC IN (L)
4	-DC OUT	-DC OUT
5	NO PIN	COMMON
6	+DC OUT	+DC OUT



BLOCK DIAGRAM

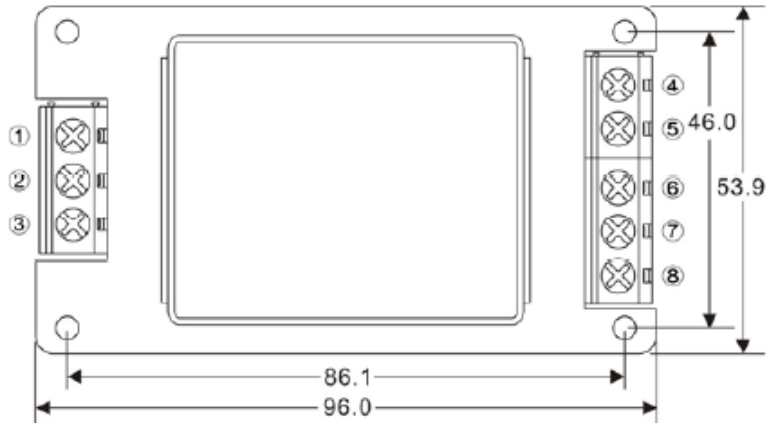


DERATING




SCREW TERMINALS

APC-A2

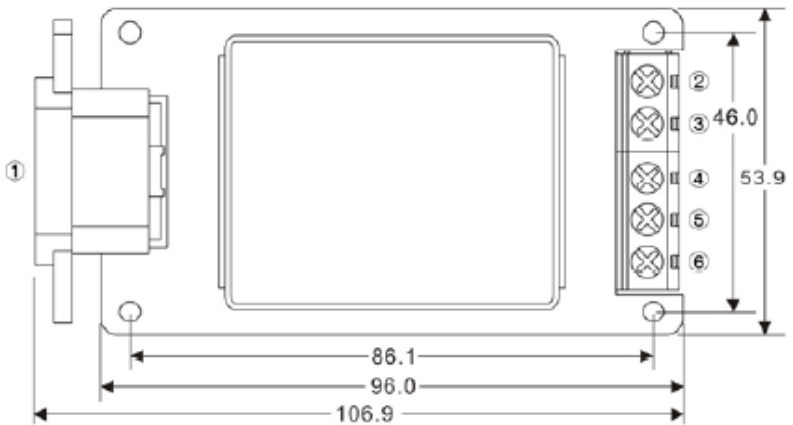


Pin no:	Single	Dual
1	FG	FG
2	AC IN (N)	AC IN (N)
3	AC IN (L)	AC IN (L)
4	NO CONN	NO CONN
5	-DC OUT	-DC OUT
6	NO CONN	COMMON
7	+DC OUT	+DC OUT
8	NO CONN	NO CONN



CoolPower
Solutions

APC-A4



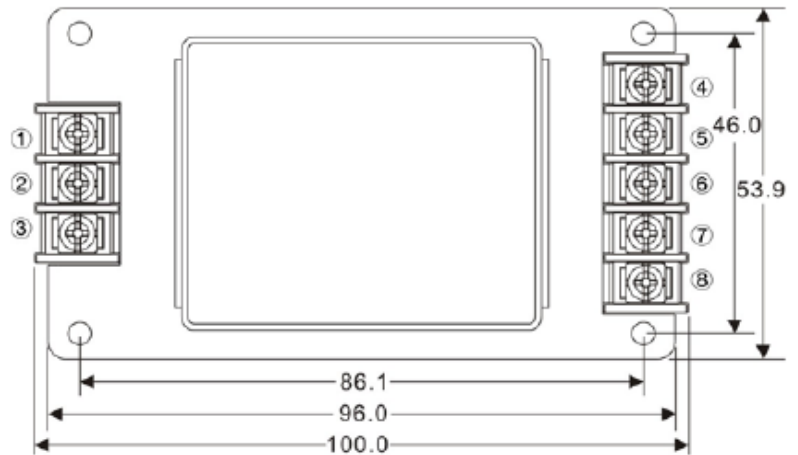
Pin no:	Single	Dual
1	AC IN	FG
2	NO CONN	NO CONN
3	-DC OUT	-DC OUT
4	NO CONN	COMMON
5	+DC OUT	+DC OUT
6	NO CONN	NO CONN




APC Series

5 W AC/DC Power Module

APC-A5

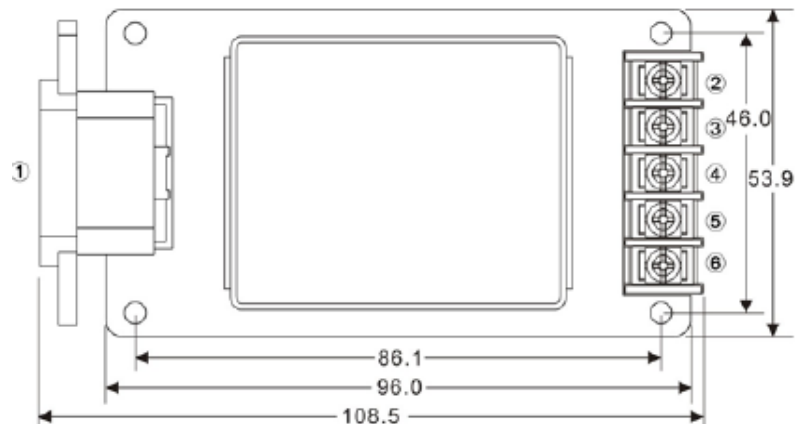


Pin no:	Single	Dual
1	FG	FG
2	AC IN (N)	AC IN (N)
3	AC IN (L)	AC IN (L)
4	NO CONN	NO CONN
5	-DC OUT	-DC OUT
6	NO CONN	COMMON
7	+DC OUT	+DC OUT
8	NO CONN	NO CONN



CoolPower
Solutions

APC-A7



Pin no:	Single	Dual
1	AC IN	FG
2	NO CONN	NO CONN
3	-DC OUT	-DC OUT
4	NO CONN	COMMON
5	+DC OUT	+DC OUT
6	NO CONN	NO CONN

